



 **Wiedemann®**

*Deep aeration and removal of compaction for
Golf Greens, tees und sand based playing surfaces
to a depth of 250 mm*


Central tine adustment an depth adjustment ■

Intergrated absorbing system ■

Integrated tine mounting- and dismounting system ■

Complete line of tools and rear accessories ■

TERRA SPIKE® GXi6/8HD



TERRA SPIKE® GXi6/GXi8HD

The principle of "time is money" applies now more than ever to professional turf maintenance. Whether it's golf courses or sports grounds you're maintaining, the amount of time you have at your disposal is becoming increasingly limited while the players are placing ever more exacting demands on the quality of the turf. Regular deep spiking and deep aeration are important prerequisites for a healthy growth of roots. After decompacting the ground, the roots can penetrate deeper into the soil and thus make better use of water and nutrients. This improves water flow and the air budget of the soil, eliminates thatching and enhances the shear strength of the grass.


However, despite all the technical innovations in the past, this type of maintenance work has always been a time-consuming task. Wiedenmann revolutionizes turf maintenance and set new standards in speed, productivity and quality of work. Save up to 60 % of the time you previously spent on maintenance.

However, your well-being is just as important to us as your productivity. That's why we have fitted two unique damping systems, VibraStop and PowerPack, into the TERRA SPIKE® GXi6/GXi8HD so you finish your work quickly and with a minimum of stress for you and your tractor.

The drive concept TwinDrive can be configured for various transmission ratios. Simply match the crankshaft speed to the power output of your tractor.

Don't waste valuable time setting the working depth or the loosening angle. You can make these adjustments quickly and without tools using the exclusive QuickSet System. The wide tine entry angle adjustment range of 90° to 65° allows loosening intensity to be adjusted optimally to the soil conditions and the degree of compaction of the soil. With the exclusive QuickFit System, tricky and time-consuming tine replacement is now a thing of the past.

The TERRA SPIKE® GXi6/GXi8HD is very low maintenance with only 4 greasing points. The high productivity of the TERRA SPIKE® GXi6/GXi8HD will have you impressed. Loosen and aerate your turf at an unprecedented working depth and speed.





TERRA SPIKE® GXi 6



TERRA SPIKE® GXi 8 HD

■ **Productivity** The less time is required for necessary deep loosening and aeration, the longer the turf can be used for sporting activities. The TERRA SPIKE® GXi 6 / GXi 8 HD is designed for high working speeds and excellent quality of work. Your players will thank you.

■ **VibraStop** The exclusive VibraStop protects the driver from exposure to vibrations and minimizes the transmission of impacts and vibrations to the tractor and tooling. The result is unrivalled running smoothness. VibraStop fully meets EU Directive 78/764/EEC regarding whole-body vibration by significantly reducing the vibration exposure of the operator.

■ **PowerPack** The exclusive PowerPack also absorbs impacts and vibrations whilst protecting the driver effectively from exposure to vibrations. The tractor and the machine are also protected reliably from damaging peak stresses. The combination of PowerPack and VibraStop makes the TERRA SPIKE® GXi 6 / GXi 8 HD quick, effective and productive.

■ **TwinDrive** The exclusive TwinDrive transmits force symmetrically from both sides into the robust continuous crankshaft. If damaging peak stresses occur during operation, e.g. when the tines strike a stone, they are absorbed by the special ribbed vee belts on either side. The fully encapsulated drive is dust and dirt proof.

■ **QuickSet** The QuickSet allows you to adjust the TERRA SPIKE® GXi 6 / GXi 8 HD quickly, correctly and toollessly with three cranks. One crank for working depth adjustment and two cranks for heaving angle adjustment. Quickly and easily. Working depth and heaving angle are indicated clearly on large scales.




■ **QuickFit** The tine adaptors for the 20 mm solid spoons and 25 mm hollow spoons are conical to ensure the tines lock securely into place. Tines can be mounted and removed effortlessly with the integrated QuickFit tine mounting and extraction system. Easy and quick tine replacement mean higher productivity.

■ **ATC Control** The unique Advanced Tine Control (ATC) system ensures a precision plunge action. A constant hole spacing is maintained and the quality of work meets the highest standards even at high working speeds. To keep it that way, all moving parts of the ATC system are mounted on the front of the TERRA SPIKE® GXi 6 / GXi 8 HD, safely outside the working range of the tines.

■ **Crankshaft** The robust, computer optimised crankshaft runs in large maintenance-free ball bearings. You will be surprised by how smoothly the TERRA SPIKE® GXi 6 / GXi 8 HD runs.

■ **Tine holders** The highly robust tine holders with large-sized ball bearings are designed to withstand heavy-duty use. The ball bearings and tine holders are resistant to impact, dirt and sand and ensure reliable operation at all times.

■ **Turf retainer** The optional turf retainer prevents damage to shallow rooted turfs. The turf retainer is designed to match the tine spacings, regardless of whether you fit 2 or 4 tines per tine holder.



■ **Range of tines** A complete range of solid tines with diameters 5, 8, 12, 20 mm, as well as hollow tines with diameters of 10, 12, 16, 20 and 25 mm let the TERRA SPIKE® GXi 6 / GXi 8 HD master every job.


■ **Multi-tine holder** Solid tines 5 x 65, 5 x 135, 8 x 65 or 8 x 150 mm are mounted in the multi-tine holder "nail board". 24, 16 or 8 tines can be mounted, depending on the task and the required hole pattern. The "sandwich construction" of the nail board allows quick and easy tine replacement.



■ **Swath board** When using hollow spoons you can place the cores in the swath in a single operation with the optional swath board. This makes subsequent collection of the cores much easier. The swath board is very robust and easy to attach.

■ **Special GXi** For heavy duty conditions of use, the weight of the GXi range can be increased by adding an optional ballast weight of approx. 45 kg.

The optional rear roller of the GXi 6 is single or three parted and mounted in a floating suspension which allows the roller to follow the ground contours precisely.



TECHNICAL DATA	TERRA SPIKE GXi 6	TERRA SPIKE GXi 8 HD
Working width in mm:	1400	1800
Weight (Standard design without tool and universal-joint shaft) in kg approx.:	590	900
Max. working depth in mm:	250	250
Dimensions L / W / H in mm approx.:	1150 / 1850 / 1350	1150 / 2270 / 1350
Mounting:	rear 3-point cat. I	rear 3-point cat. I
Tractor PTO speed:	540 RPM	540 RPM
QuickSet / QuickFit / PowerPack / VibraStop:	standard	standard
Max. admissible tractor engine power in kW/HP:	37 / 50	45 / 60
Minimum tractor lifting capacity in kg approx.:	800	1050
Solid tines Ø in mm:	5, 8, 12, 20	5, 8, 12, 20
Hollow tines Ø in mm:	10, 12, 16, 20, 25	10, 12, 16, 20, 25
Rear roller one piece in floating suspension:	optional	standard
Rear roller 3 parts in floating suspension:	optional	-
Turf retainer:	optional	optional
Addtl. weight:	optional	optional
Swath board:	optional	optional
Multi-tine holder for solid and hollow tines up to 12 mm Ø:	optional	optional
Nail board for 5 mm solid tines:	optional	optional
Area coverage in continuous operation in square meters per hour at a crankshaft speed of 485 RPM		
485 RPM; at 1,6 km/h; square hole spacing 55 mm approx.:	2200 m²/h	2800 m²/h
485 RPM; at 3,2 km/h; square hole spacing 110 mm approx.:	4350 m²/h	5600 m²/h
Area coverage in continuous operation in square meters per hour at a crankshaft speed of 385 RPM		
385 RPM; at 1,3 km/h; square hole spacing 55 mm approx.:	1800 m²/h	2288 m²/h
385 RPM; at 2,5 km/h; square hole spacing 110 mm approx.:	3350 m²/h	4400 m²/h

Descriptions and images are not binding. Construction and design are subject to modifications.

Further information by:



Wiedenmann GmbH
Am Bahnhof
89192 Rammingen
Germany

Tel. + 49 (0) 73 45 / 9 53-0
Fax + 49 (0) 73 45 / 9 53-2 33
E-mail: info@wiedenmann.de
www.wiedenmann.de